

Preoperative Preparation ① Deliver a double packed product to the operating room while keeping it sterilized. ② Do not use S1 once the sterile package is damaged or opened. ③ Do not use S1 bone graft after the expiration date. The validity period is 5(five) years from the date of manufacture. ④ Read and fully understand 'Directions for Use' before surgery and be sure that surgeon knows exactly how to use S1.

Directions for Use ① Open the product aseptically using hands in medical gloves or sterilized medical device. ② Before using this product, check the surgical site to be implanted and rinse thoroughly with sterile water or normal saline. ③ Before using this product, hydrate with normal saline or blood to achieve the desired shape and then fill in the defect area. ④ Apply it to the surgical site using an instrument and press it down. ⑤ After filling the graft, cover the surgical site and suture it using suture thread.

※ The amount applied to the surgical site and the healing period can be adjusted depending on the judgment of the surgeon.

How to manage after use ① This product is sterilized and should be used immediately after opening. ② After opening, it is recommended to discard the stored product even if not used. ③ It should not be re-used and re-sterilized since it is designed for single use only.

Precautions 1. Warnings ① Discard any unused material after opening. Do not re-use! ② Do not use if package is opened or damaged or if expiration date has been exceeded. ③ This product should only be used by medical experts. **2. Side Effect** Incompatibility reactions with MedPark S1 cannot be totally excluded. Possible complications which may occur with any surgery include swelling at the surgical site, flap sloughing, bleeding, local inflammation, bone loss, infection, or pain. **3. General Precaution** ① After opening the packaging, it is recommended to use immediately in order to avoid infection with external bacteria or microorganisms. ② Opened and time-lapsed product is highly susceptible to contamination and cannot be re-sterilized, so dispose of it. ③ Mixing with other products may cause problems.

Purpose of use It is used to repair bone defects.

Storage Store at room temperature (1~30°C) Expiration date Up to 5 years from the date of manufacture.

Packaging unit 1EA

Product list

Type	Model name
POWDER	OSB-P200
	OSB-P010

Recommended hydration amount and usage guide

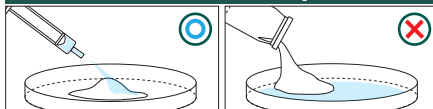
Weight	Method	Solution Amount
OSB-P200	By Instruments	1 ml
	By Syringe	3.5 ml
OSB-P010	By Instruments	3.5 ml
	By Syringe	10 ml

Applicable to needles larger than 10 Gauge

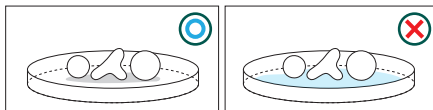
Can be applied by type by adjusting the amount of hydration according to the use

QUICK GUIDE

★ The amount of Saline is most Important for S1

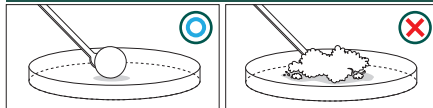


Place S1 in the tray and hydrate the materials with saline



Do not soak in saline after shaping for a surgery

★ S1 is important to knead evenly !



Knead the dough enough for at least 30 seconds by using hands or tools to form a lumpy shape before using S1.

Manufacturer

MedPark

MedPark Co., Ltd. 24, Naldong-daero 1570 beon-gil, Buk-gu, Busan, Republic of Korea
E-mail biz@medpark.net